

FI: -Tarkista pakkauksen sisältö ja varmista ettei mitään puutu. Lajittele osat niin kuin kuvissa. Kasaa vaihe vaiheelta. On suositeltavaa pitää tuotetta pehmeällä pinnalla vahinkojen välttämiseksi kasaussvaiheessa. Älä kiristä ruuveja liikaa. Kiristä ruuvit uudelleen säännöllisin väliajoin. Käytä säädettäviä jalkoja epätasaisilla lattioilla .


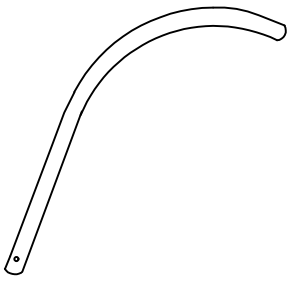
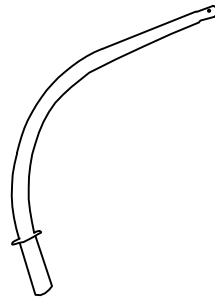
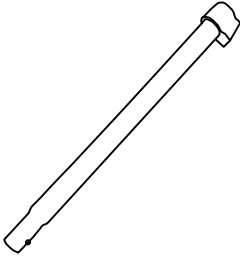
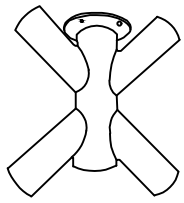


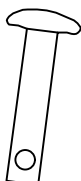


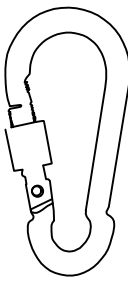
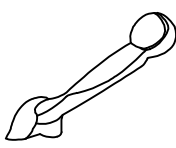
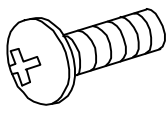
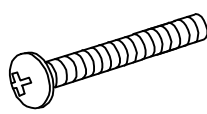


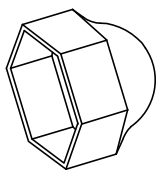
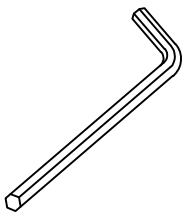

SWE: Kontrollera att ingen saknas. Sortera delar och beslag som bilden visar, montera steg för steg. För att undvika repor och skador, låt produkten vara på ett mjukt och rent underlag under monteringen. Skruva inte åt skruvarna/beslagen allt för mycket under monteringen. Efterdra alla skruvar/beslag efterhand och då och då.

ENG: First, check the content to make sure that nothing is missing. It is preferable to rest the product on a soft surface to avoid damage during assembly. Sort out the part and fitting as shown, assemble product step by step. Do not overtighten screws and fittings. Re-tighten all screws and fittings periodically.

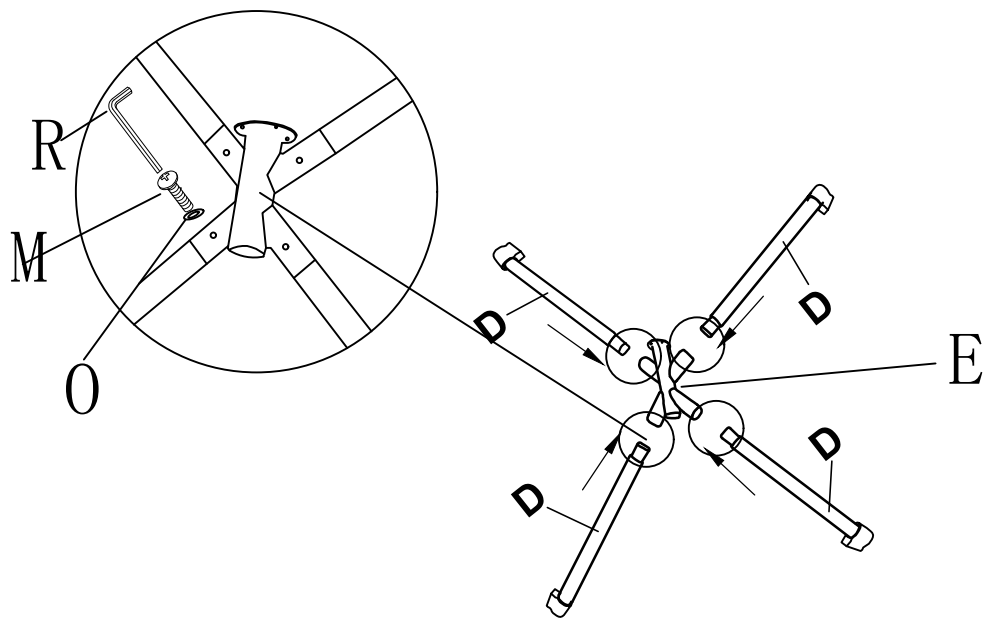
FI: Älä koskaan istu/seiso pöydillä, älä koskaan seiso/keinu tuoleilla.

SWE: Aldrig sitt/stå på borden, aldrig stå/gunga på stolar.

ENG: Never sit/stand on the tables, not stand/rock on the chairs.

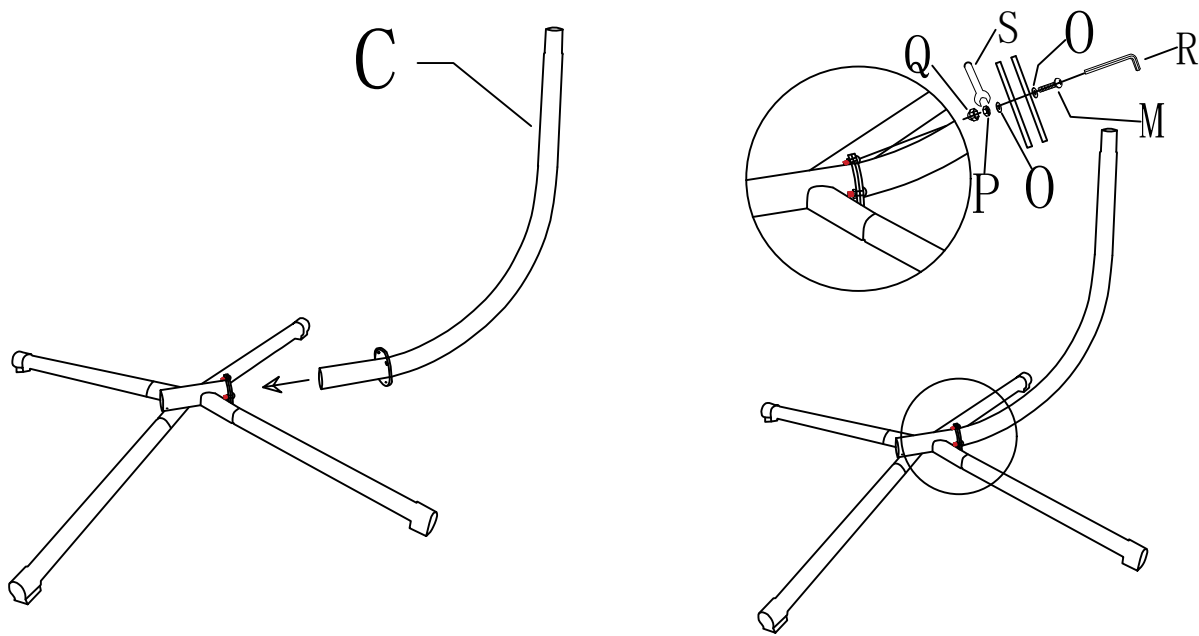
| | | | | |
|---|---|--|---|--|
| <p>A</p>  <p>1pc</p> | <p>B</p>  <p>1pc</p> | <p>C</p>  <p>1pc</p> | | |
| <p>D</p>  <p>4pcs</p> | <p>E</p>  <p>1pc</p> | <p>F</p>  <p>1pc</p> | <p>G</p>  <p>1pc</p> | |
| <p>H</p>  <p>1pc</p> | <p>I</p>  <p>1pc</p> | <p>J</p>  <p>1pc</p> | <p>K</p>  <p>1pc</p> | |
| <p>L</p>  <p>1pc</p> | <p>M</p>  <p>M8*20 7pcs</p> | <p>N</p>  <p>M8*50 1pc</p> | <p>O</p>  <p>M8 12pcs</p> | <p>P</p>  <p>M8 4pcs</p> |
| <p>Q</p>  <p>4pcs</p> | <p>R</p>  <p>M8 1pc</p> | <p>S</p>  <p>M8 1pc</p> | | |

1



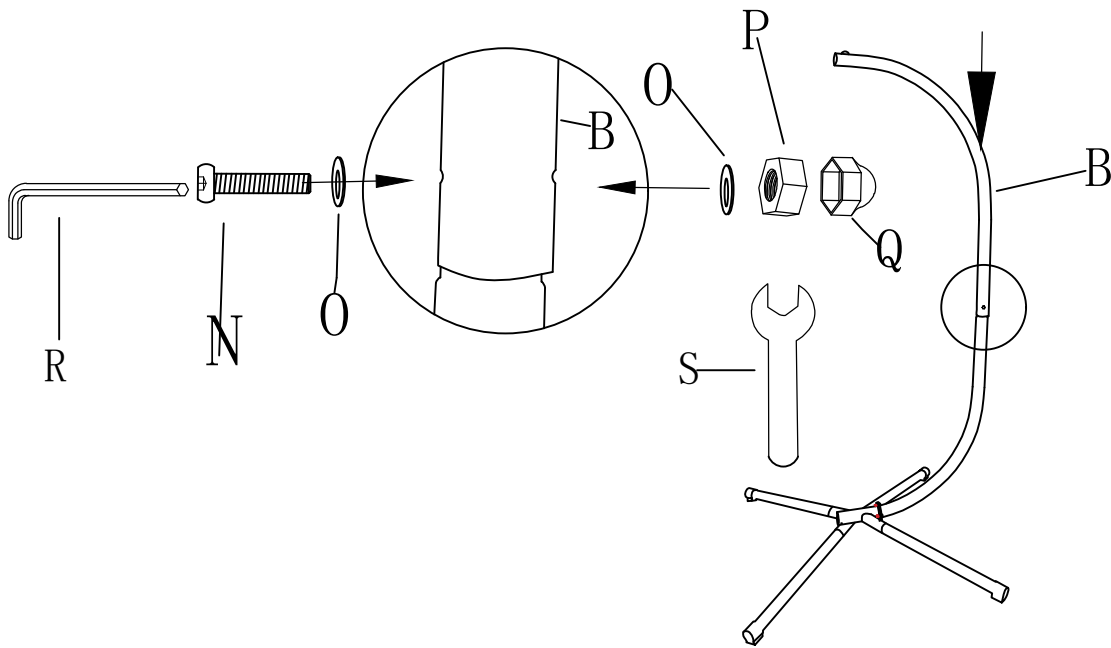
- M(M8*20)x4**
- O(M8)x4**

2



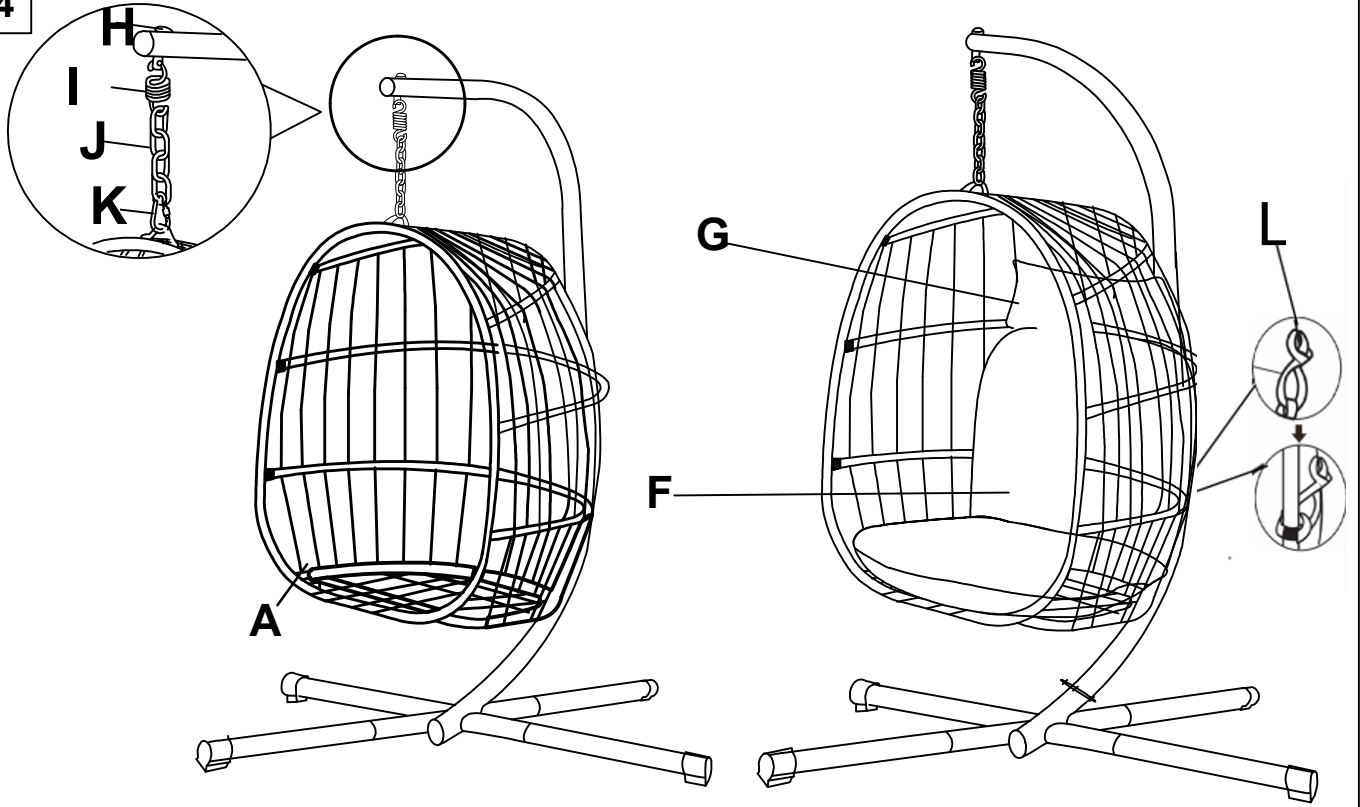
- M(M8*20)x3**
- O(M8)x6**
- P(M8)x3**
- Q(M8)x3**

3



- N(M8*50)x1**
- O(M8)x2**
- P(M8)x1**
- Q(M8)x1**

4



5

